

2022
130+ Entries

L A S V E G A S
PRIDE

WELCOME!

PRIDE Night Parade Meeting
Wednesday,
September 28, 2022

PARADE IS 10/7/22

PRIDE Parade Team

- ❖ Las Vegas PRIDE Team are ALL Volunteers
- ❖ We ALL want to have a safe and fun event – don't throw items, nothing unsafe, drive safely
- ❖ Please be kind and help us make the event a success!
- ❖ Please know your lineup order and help us keep in order – communicate who your neighbors are and be sure to flow in the correct order

PRIDE Parade Need to Know

- ❖ NO FIREWORKS
- ❖ Don't overcrowd your float/vehicle
- ❖ Don't overheat your vehicle – don't idle with the vehicle on
- ❖ Do NOT THROW items

SAFETY 2022

We work extensively with LVMPD, CLV, and private security for event safety.

- Dial 311 for non-emergency
- Dial 911 for emergency

Our #1 threat is a vehicle

Don't Forget

- ❖ Check In between 4:00 and 6:00
- ❖ Number placement on passenger side so judges can see it
- ❖ Please follow all instructions from Parade Team and Police/Security!
- ❖ Have Fun! Show your PRIDE!

The logo for Las Vegas Pride. The words "LAS VEGAS" are in white, uppercase, sans-serif font. Below them, the word "PRIDE" is in a large, bold, sans-serif font, with each letter filled with a different color of the rainbow spectrum: P (red), R (orange), I (yellow), D (green), and E (blue/purple).

L A S V E G A S
PRIDE

ENTRY DESIGN

PRIDE Night Parade
Friday, October 7, 2022

Vehicles / Floats

- Max height is 16'
- Needs to make a turn
- Must be street legal while not on the Parade route (before and after the Parade)
- **NO FIRE**
- **DO NOT OVERCROWD**
- **BE SAFE**





L A S V E G A S
PRIDE

PARKING

PRIDE Night Parade
Friday, October 7, 2022

Parking

There is no parking allowed at the staging area - anyone who parks in private parking areas will be towed or booted!

We suggest parking at:

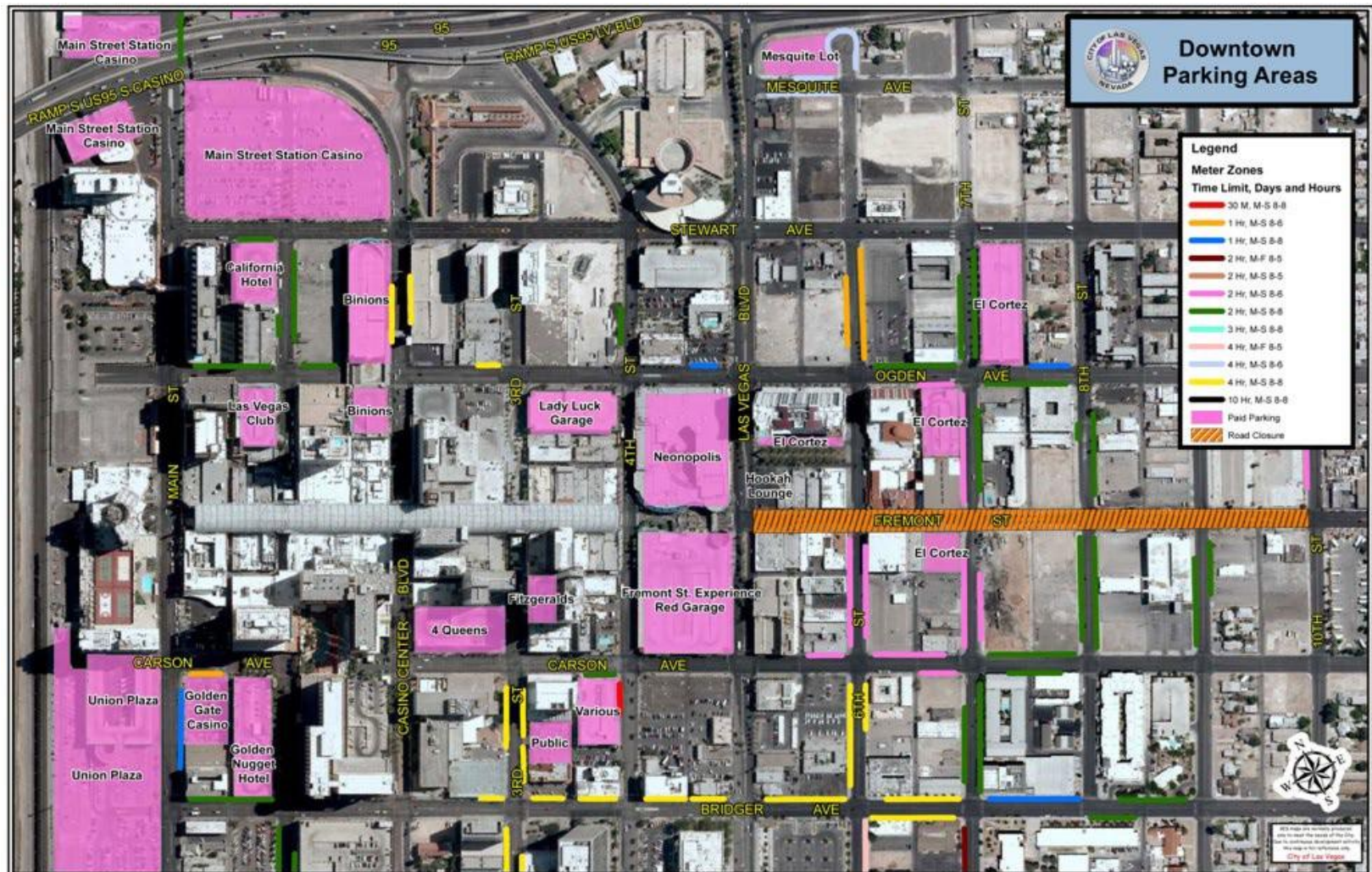
- Fremont Experience/Neonopolis
- 500 S Grand Central Parkway
- USE THE LOOP SHUTTLE

Meeting at Staging Area



- ❖ Road closure begins at 3pm and roads are closed at 5pm
- ❖ Check in early and communicate to your group your assigned staging area to meet you there
- ❖ There is no parking in the staging area
- ❖ Parking at Clark County Government Center is nearby and avoids most closures
- ❖ Walking is an option
- ❖ Downtown Loop runs to the Arts District Nearby
- ❖ Additional Paid Parking downtown is an option (check times and pay – parking may be at a cost and we do not control)

Additional Parking



The logo for Las Vegas Pride. The words "LAS VEGAS" are in white, uppercase, sans-serif font. Below them, the word "PRIDE" is in a large, bold, sans-serif font, with each letter filled with a different color of the rainbow spectrum: P (red), R (orange), I (yellow), D (green), and E (blue/purple).

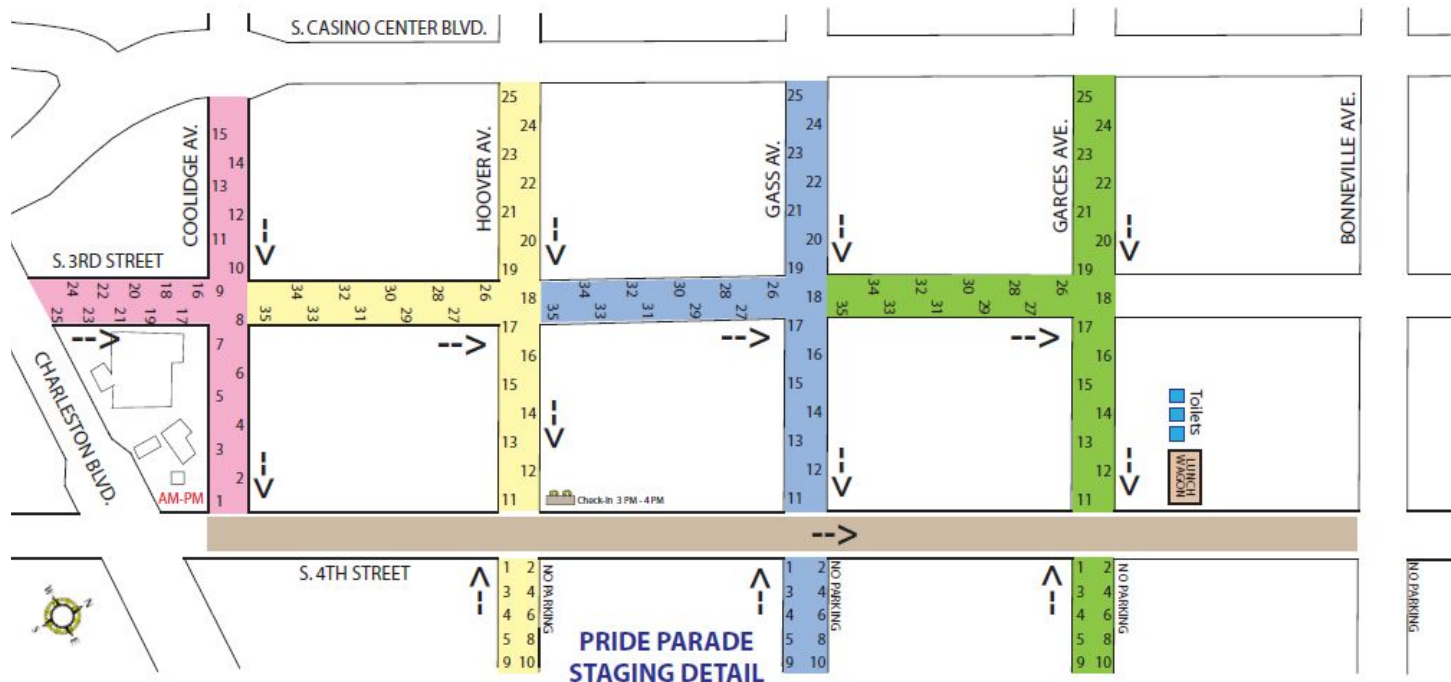
L A S V E G A S
PRIDE

CHECK IN

PRIDE Night Parade
Friday, October 7, 2022

Staging Area Details

- ❖ You will be assigned a staging area (posted on Parade Page)
- ❖ Your team can meet you at your staging area
- ❖ When Parade begins, you will be directed to pull onto the route (northbound on 4th Street)
- ❖ PLEASE – Stay in order – go slow – be safe



At Check In

- ❖ Check in point is on the northwest corner of 4th St & Hoover
- ❖ Check in will open at 4:00pm for all entries
- ❖ Check in will close at 6:00 anyone after 6:00 will be bumped to the back of the parade.
- ❖ Parade begins roughly at 7pm
- ❖ You will receive your Number to display



- ❖ **ONLY ONE MEMBER OF YOUR TEAM needs to check in BY 6pm**
- ❖ **PARADE STARTS AT 7pm**

Placement

- ❖ **We will post your exact placement on our MAIN WEBSITE prior to the Parade if you would like to know that info prior to check in**
- ❖ **www.LasVegasPRIDE.org**

Wheel Walkers

- ❖ Think someone helping a truck back into a spot
- ❖ Communicates with the vehicle driver for safety while in the parade
- ❖ Helps driver see and navigate from the road
- ❖ Wheel Walkers - guides for float drivers on the parade route

Contingent Leader

- ❖ Leads for each walking group
- ❖ Minimally 1 Lead for your entry
- ❖ Someone who can command your people – your team needs to direct information to this leader

**Wheel
Walker**

**Contingent
Leader**

Number Placement

1

Hoover-1

Desert
Brotherhood

THE MAIN STAGE IS TO PARTICIPANTS' RIGHT SIDE

Number Placement



PASSENGER SIDE
WINDSHIELD



RIGHT SIDE
BANNER

THE MAIN STAGE IS TO PARTICIPANTS' RIGHT SIDE

The logo for Las Vegas Pride. The words "LAS VEGAS" are in white, uppercase, sans-serif font. Below them, the word "PRIDE" is in a large, bold, sans-serif font, with each letter filled with a different color of the rainbow spectrum: P (red), R (orange), I (yellow), D (green), and E (blue/purple).

L A S V E G A S
PRIDE

PARADE AWARDS

PRIDE Night Parade
Friday, October 7, 2022

Parade Judges

- ❖ Jim McMichael – LVCVA
- ❖ Jennifer Warner - Drag Legend
- ❖ Wayne and Craig - Mr. & Mr. Las Vegas PRIDE 2015
- ❖ Marja Bigas - City of Las Vegas, Special Events

PRIDE Parade Awards

- ❖ Best Walking/Marching Entry
- ❖ Best Decorated Vehicle
- ❖ Best Float
- ❖ Best Use of PRIDE (Rainbow) Colors
- ❖ Best Drag
- ❖ Diversity Award
- ❖ Grand Diva Award - Best Overall Parade Entry

Parade Announcements

- ❖ Announcers at 4th and Garces - will announce you
- ❖ STAGE at 4th and Bridger - will announce you AND JUDGE
- ❖ Announcers at 4th and Fremont - will announce you

Parade Performance

- ❖ You may perform in motion during the parade procession
- ❖ You may perform for up to 60 seconds at the PARADE STAGE for judges
- ❖ Other than at the Parade Stage, you must keep gaps to a minimum and perform in-motion
- ❖ You may engage with the announcers and strut/perform in-motion in these locations

The logo for Las Vegas Pride. The words "LAS VEGAS" are in white, uppercase, sans-serif font. Below them, the word "PRIDE" is in a large, bold, sans-serif font, with each letter filled with a different color of the rainbow spectrum: P (red), R (orange), I (yellow), D (green), and E (blue/purple).

L A S V E G A S
PRIDE

PARADE STAGE

PRIDE Night Parade
Friday, October 7, 2022

Parade Pre Show

- ❖ Andrew Ryan
- ❖ Ricky Cornish - KTNV

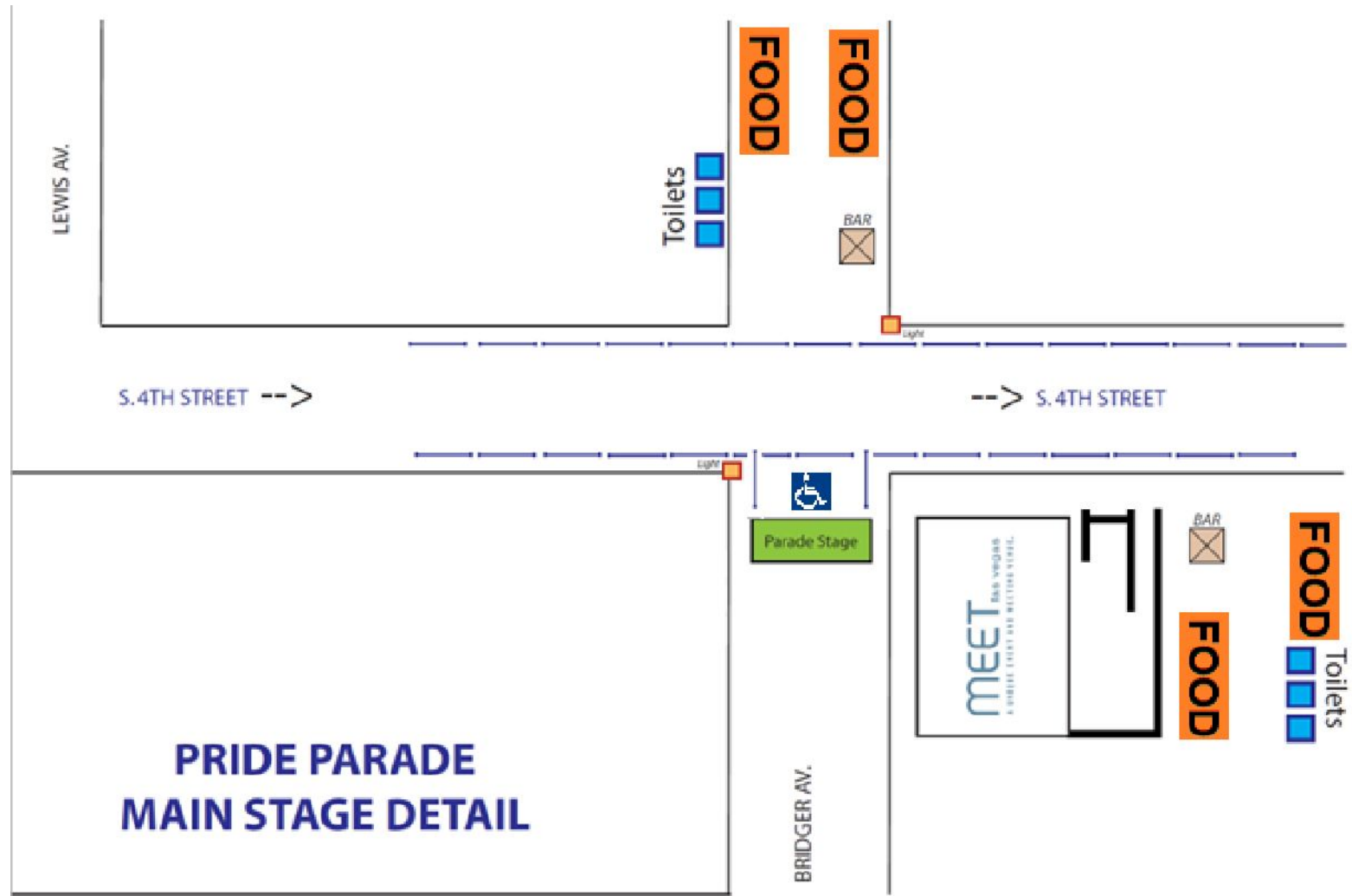
- ❖ Street Team
- ❖ Abel Garcia - KTNV
- ❖ Christian Cazares - KLAS



Parade Grand Marshals

- ❖ **Judy Bowen & Percy Neavez**
 - Judy has lived in Las Vegas for many years, but thrived in New York City during the time of Stonewall - a fierce advocate for fair housing and senior care, Judy fights for us ALL!
 - Percy is a leader in The Center's youth program and advocates for a brighter future for all youth!

Parade Main Stage





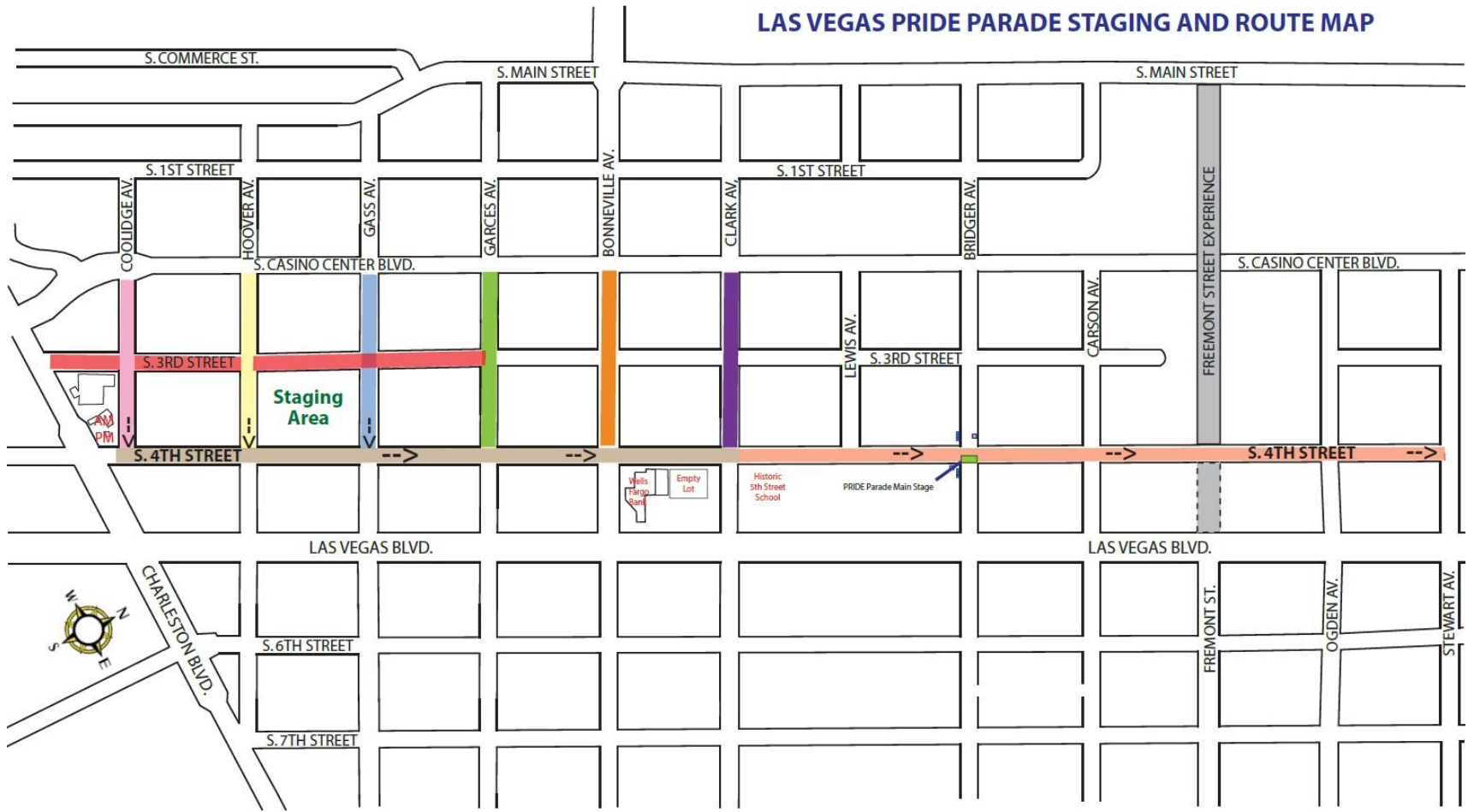
PARADE ROUTE

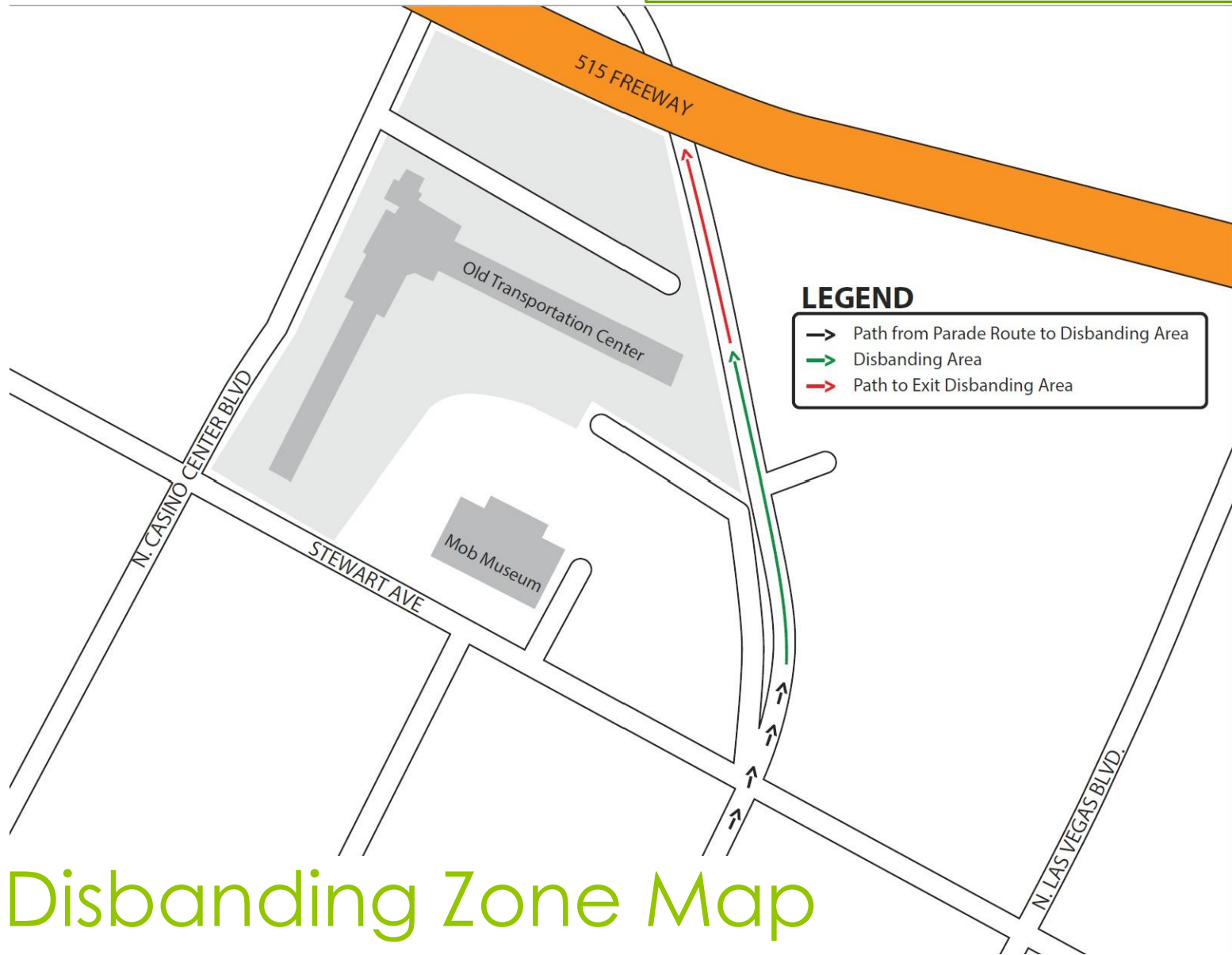
PRIDE Night Parade
Friday, October 7, 2022

Parade Route Map

◆ MAX the route is 1.1 Mile

LAS VEGAS PRIDE PARADE STAGING AND ROUTE MAP





Disbanding Zone Map



PARADE RULES

PRIDE Night Parade
Friday, October 7, 2022

- ❖ **Insurance & Driver's License** – Each vehicle that enters the parade line-up area and/or participates in the parade must have liability insurance, and a valid driver's license, copies of which must be submitted to the Parade Committee. If you are renting a vehicle you may turn in all information at parade, check in.
- ❖ **Emergency Traffic Lanes** – Emergency traffic lanes must always remain open. These lanes exist in both the staging area and on the parade route and are clearly marked. It is unlawful to park vehicles, decorate units, practice routines, wait or encumber these emergency lanes in any manner at any time. Keys to vehicle must remain with the vehicle in case of emergency.
- ❖ **Drugs & Alcohol** – Drugs and alcoholic are strictly prohibited in the entire pre-parade assembly area, as well as on the parade route. Participants who are found to have any drugs or alcohol in their possession or found to be under the influence of such, will be removed. Please discourage your participants from consuming any alcohol or drugs prior to, or during, the parade.

- ❖ **Indemnify & Hold Harmless** – All applicants are responsible for any and all acts and/or omissions on their part, or on the part of their agents, volunteers and/or employees that may result in the injury or damage to themselves their agents, employees, or to third parties. Applicant specifically agrees to indemnify and to hold Southern Nevada Association of PRIDE, Inc., it's agents, servants and employees free and harmless and to defend it/them from any and all claims arising out of any such acts or omissions.
- ❖ **Nudity & Obscenity** - Nudity and/or obscenity will not be permitted. Any unit, or the participant thereon, not in compliance will be removed from the parade route, be subject to intervention by law enforcement officials. Legal minimum is a thong (fully covering genitals) and covered nipple areas – we encourage tasteful attire.
- ❖ **Parade Handouts / Throwing Items From Your Unit** – Due to the danger of physical injury, insurance guidance, and littering concerns, please DO NOT throw items at the Parade Spectators. You are welcome to offer items and hand them to those who are accepting the item.

- ❖ **Be Prepared For Step Off** – All units must be ready to move, on cue into the parade or the next unit will proceed. The delayed unit will proceed only at the next convenient time as determined by Las Vegas PRIDE parade starter.
- ❖ **Vehicles** – All vehicles must have someone always present at each vehicle with a key in case the vehicle must be moved. All vehicles are required to be in good operating condition, able to navigate the entire parade route, and able to negotiate all turns.
- ❖ **Vehicle Breakdown** – Towing charges for any unit that breaks down will be at the applicant's expense. Any fees associated with repairs, or law enforcement citations are the responsibility of the person signing the parade application.

- ❖ **Children in the Parade** – We hope to be respectful of curfew and parental needs. If you have children participating in the Parade, please email parade@lasvegaspride.org to notify our team
- ❖ **Animals in the Parade** – Any entry considering use of live animals must provide clean up service for all waste created by animals. Waste cannot be left on the streets. You are also required to be preapproved by the parade committee before submitting your application. Pre-approval may be obtained by writing to parade@lasvegaspride.org.
- ❖ **Personal Safety** – All parade participants should be aware of the possibility of heat exhaustion and/or stroke. Each participant should be made aware of the hazards associated with a marching unit and its participation in the parade. All entrants are encouraged to bring water or replenishing fluids. Las Vegas PRIDE does not assume or accept responsibility for the health, well-being, or safety of any parade participant.
- ❖ **Flow of Parade** – All entries/entrants are required to maintain a continuous forward motion during the parade. no stopping unless directed by Las Vegas PRIDE staff or at the designated performance area at the Cox broadcast zone. Entries may only stop and perform for one minute. Parade monitors will assist in maintaining a consistent flow of traffic for the duration of the parade. No gaps between parade contingents of more than 20 feet, PLEASE.



PARADE MEETING WRAP UP

PRIDE Night Parade
Friday, October 7, 2022

Don't Forget

- ❖ Check In between 4:00 and 6:00
- ❖ Number placement - important for Judges & Hosts
- ❖ Please follow all instructions from Parade Monitors and Metro Officers!
- ❖ **Don't throw anything – no fire hazards – be safe!**
- ❖ Have Fun! Show your PRIDE!

Parade Parties

- ❖ 4th and Bridger - Parade Pre-Show and Stage
- ❖ Notoriety Theater –
- ❖ The Agency – 5pm – 11pm
- ❖ The Garden –
- ❖ Fremont Street East - various

Visit LasVegasPRIDE.org OR
Email:

Parade@lasvegaspride.org